

LAYOUT NOMOR MEJA  
SISTEM CAT  
PROVINSI KEPULAUAN BANGKA  
BELITUNG



SEKTOR  
**B**

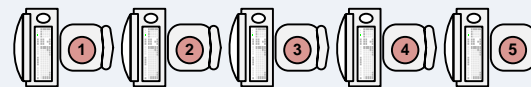


SEKTOR  
**A**

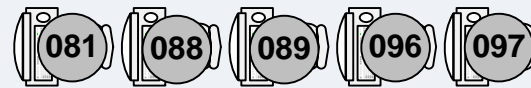
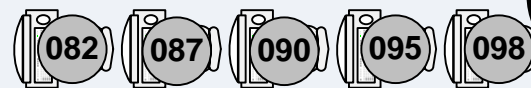


SEKTOR  
CADANGAN

SEKTOR  
CADANGAN



SEKTOR  
**D**



SEKTOR  
**E**



PINTU  
MASUK